



COMMUNITY CENTER *for*
EDUCATION RESULTS

From Cradle to College and Career

Road Map for Education Results



What is the Road Map for Education Results?

The “Road Map Project” is a new community partnership aimed at getting dramatic improvement in student achievement– cradle through college/career in South Seattle and South King County



Focus on Communities with Greatest Need

The Road Map for Education Results is focusing on nine communities in South Seattle and South King County.



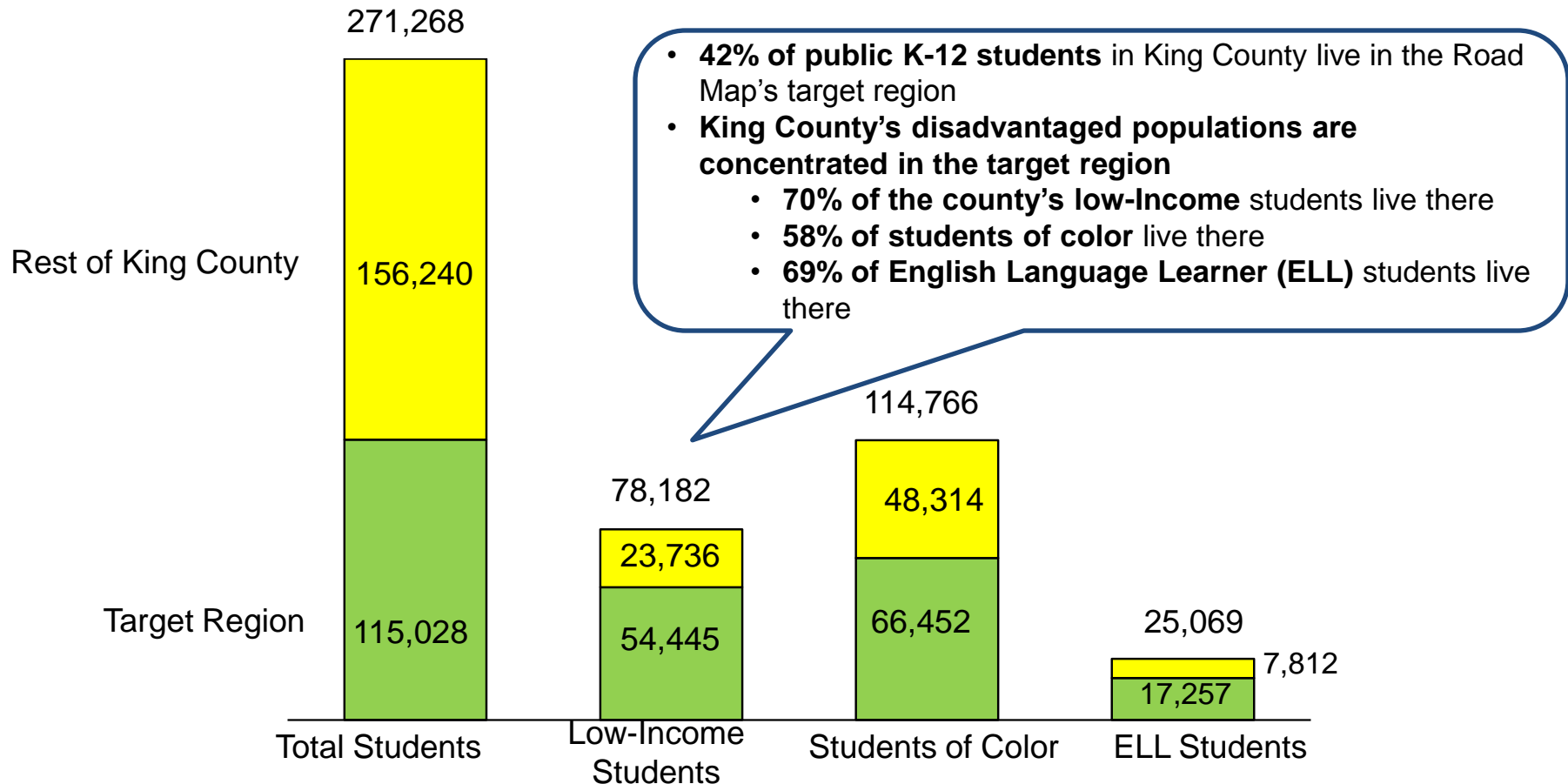
The communities are:

- Auburn
- Burien
- Des Moines
- Federal Way
- Kent
- Renton
- SeaTac
- Central Seattle, South East Seattle and portions of South West Seattle
- Tukwila
- Portions of unincorporated King County

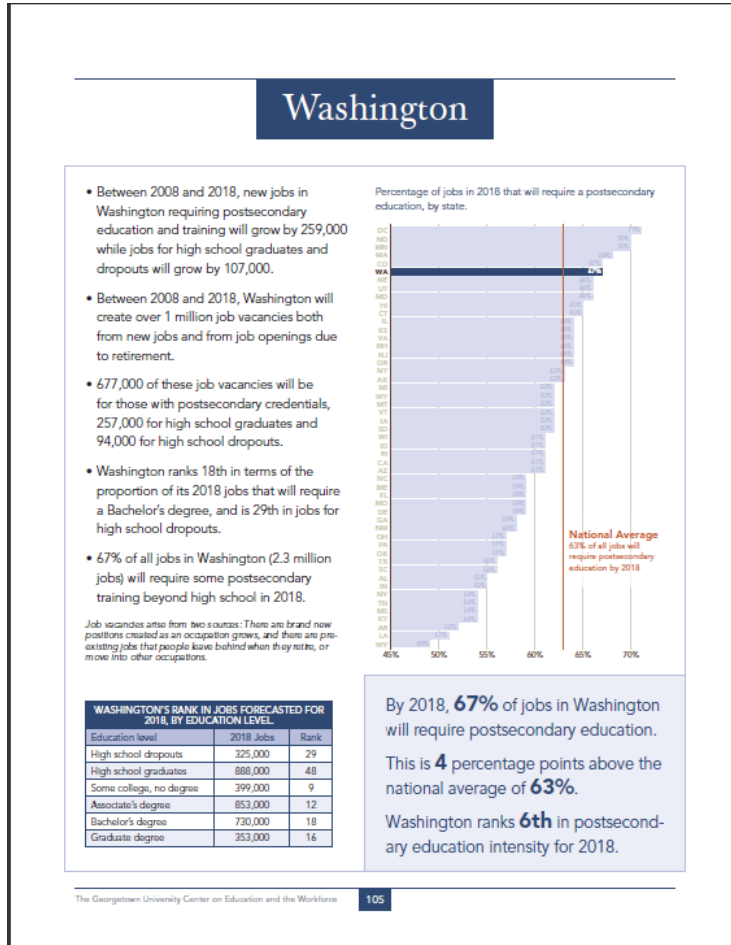


The Focus Region Represents a Sizeable Population and the Majority of King County's Low Income, Minority, and English Language Learner students

K-12 Public School Population in King County



Post Secondary attainment is increasingly important in today's job market –especially in King County



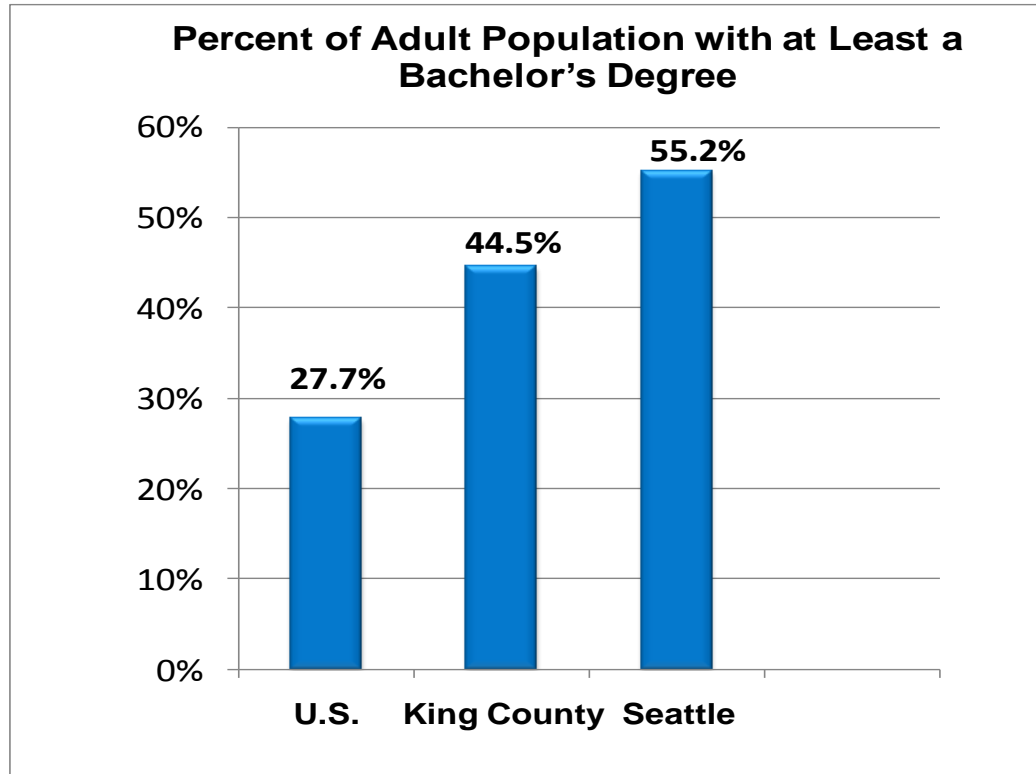
By 2018, 67% of jobs in Washington will require postsecondary education.

This is 4 percentage points above the national average of 63%.

Washington ranks 6th in postsecondary education intensity for 2018.

Source: The Georgetown University Center on Education and the Workforce

Region's High Educational Levels

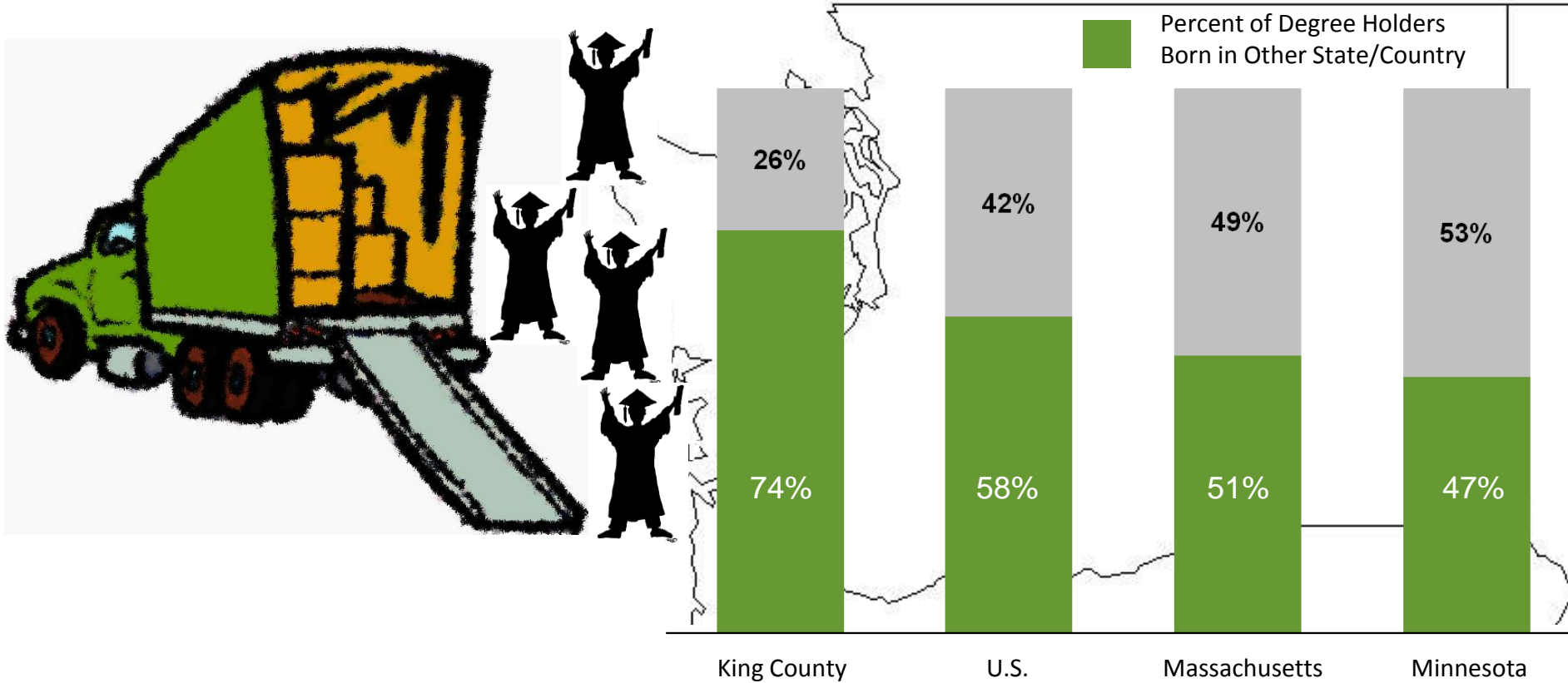


Source: 2008 American Community Survey, U.S. Census Bureau

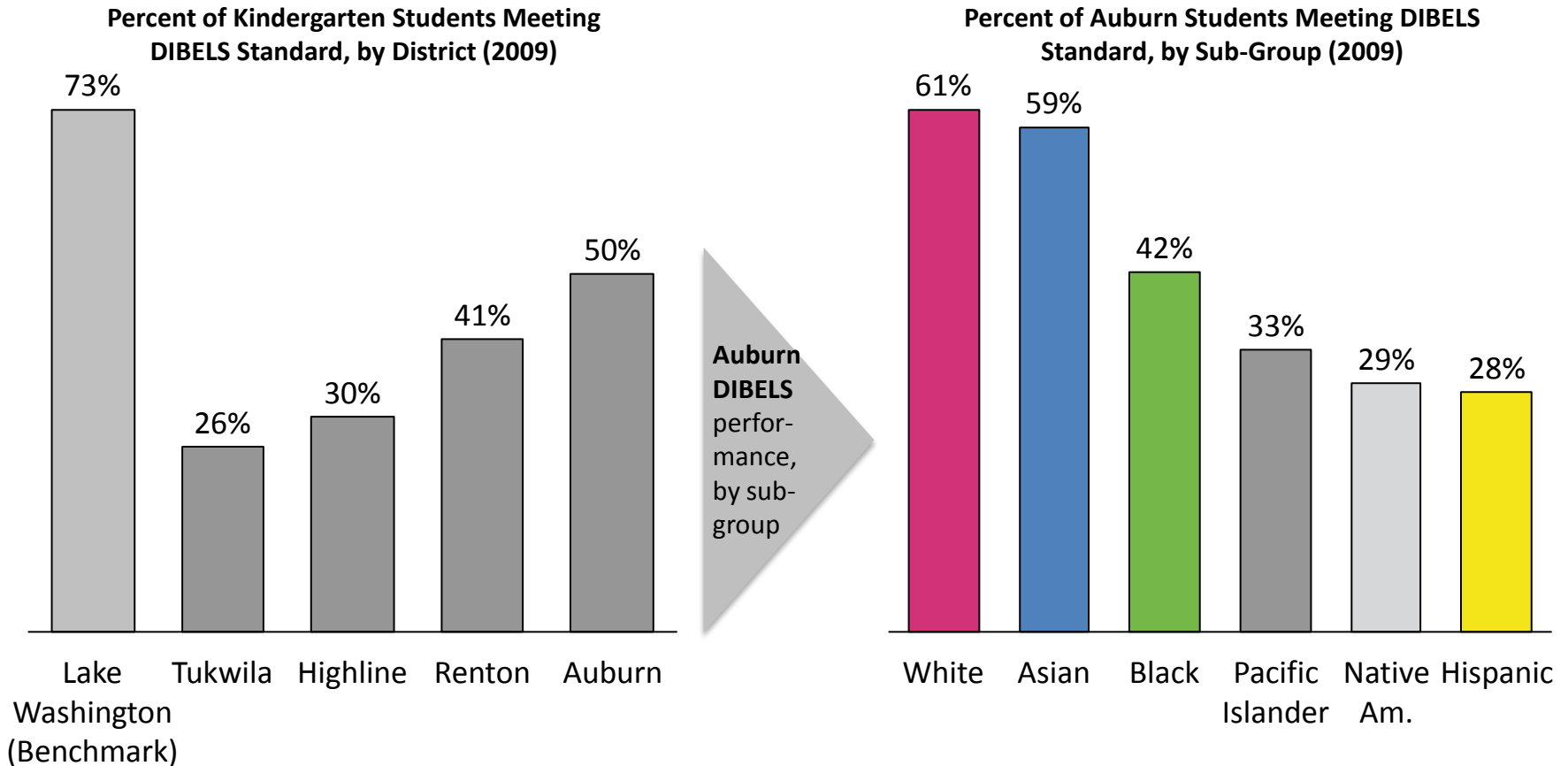


Only 1 Out of Every 4 King County Residents Who Have a Bachelor's Degree or Higher Were Born Here

Population 25 Years and Over with Bachelor's, Graduate or Professional Degree, by Place of Birth



The Majority of Children in the Road Map Region are Not Ready for School When They Begin Kindergarten



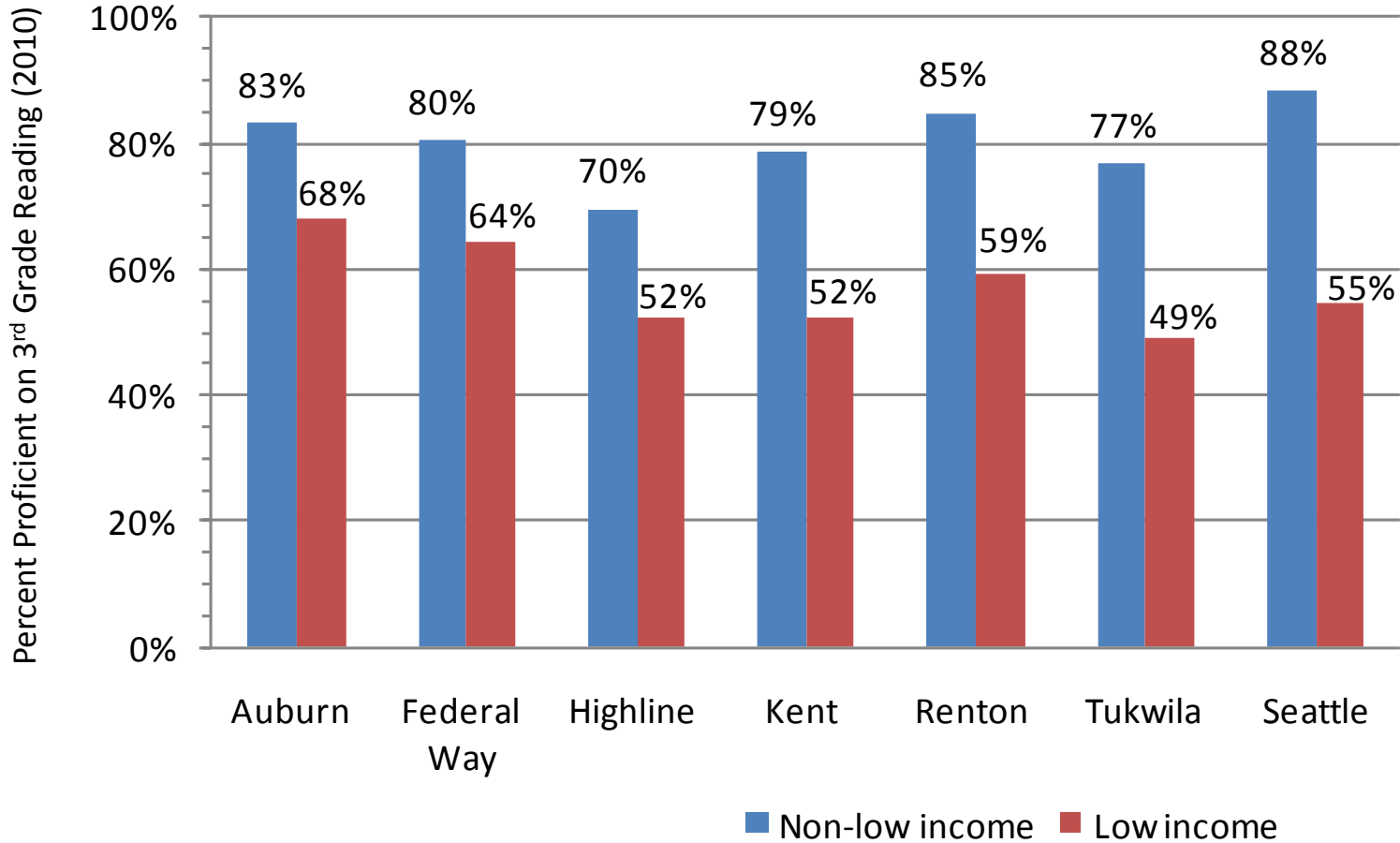
Source: 2009 DIBELS data from PSES D



Supported and
Successful in
School

Within Our Region, Large Achievement Gaps Between Low-Income and Non-Low-Income Students Exist from an Early Age

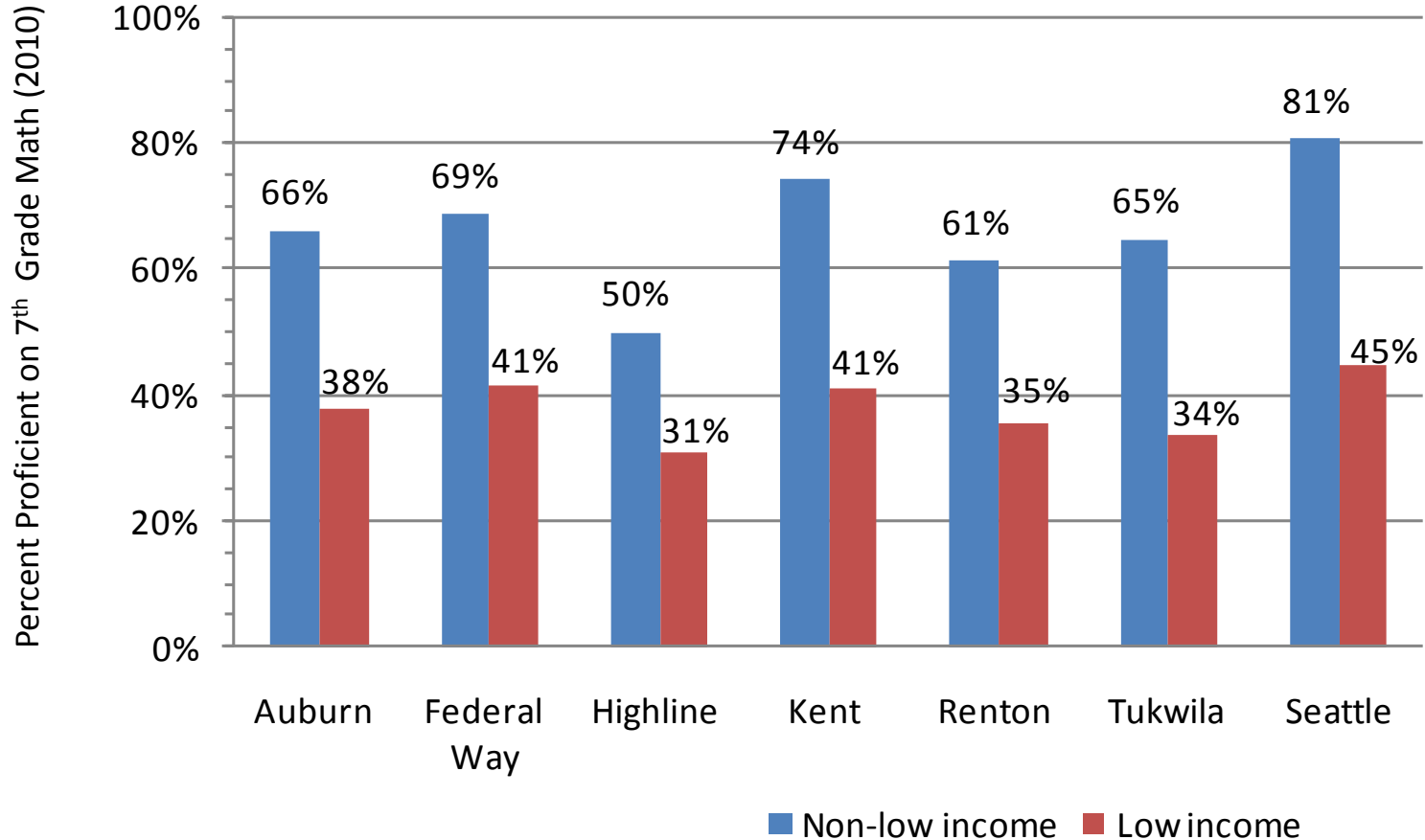
Percent Proficient on 3rd Grade Reading (2010)



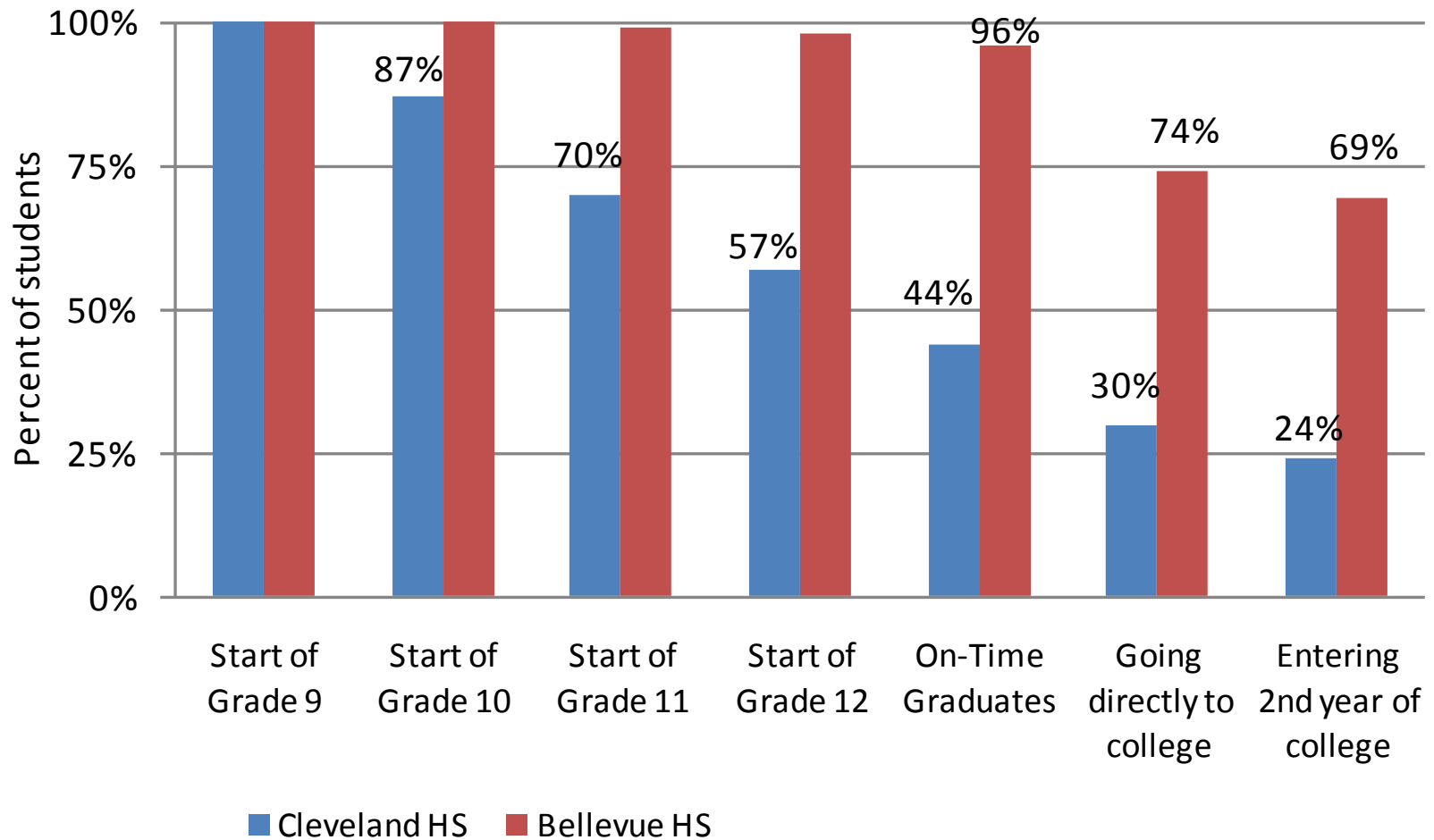
Supported and Successful in School

And Those Disparities Between Low-Income and Non-Low-Income Students Persist into Middle School.

Percent Proficient on 7th Grade Math (2010)



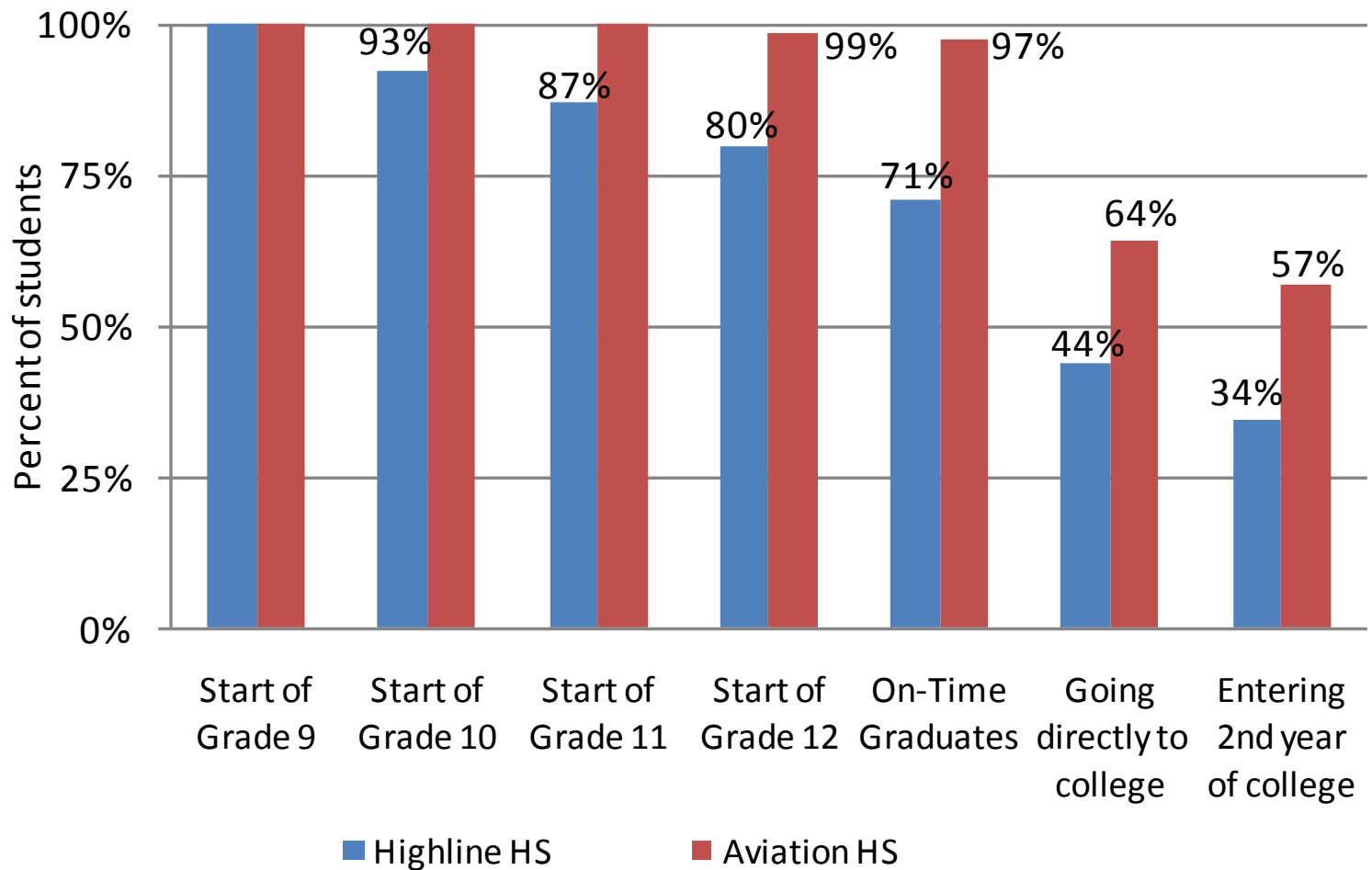
► Tale of Two Pipelines: Cleveland HS Vs. Bellevue HS



Source: Graduation data from OSPI for Class of 2008, college data from College Tracking Data Services (BERC Group) for Class of 2008



► Tale of Two Pipelines: Highline

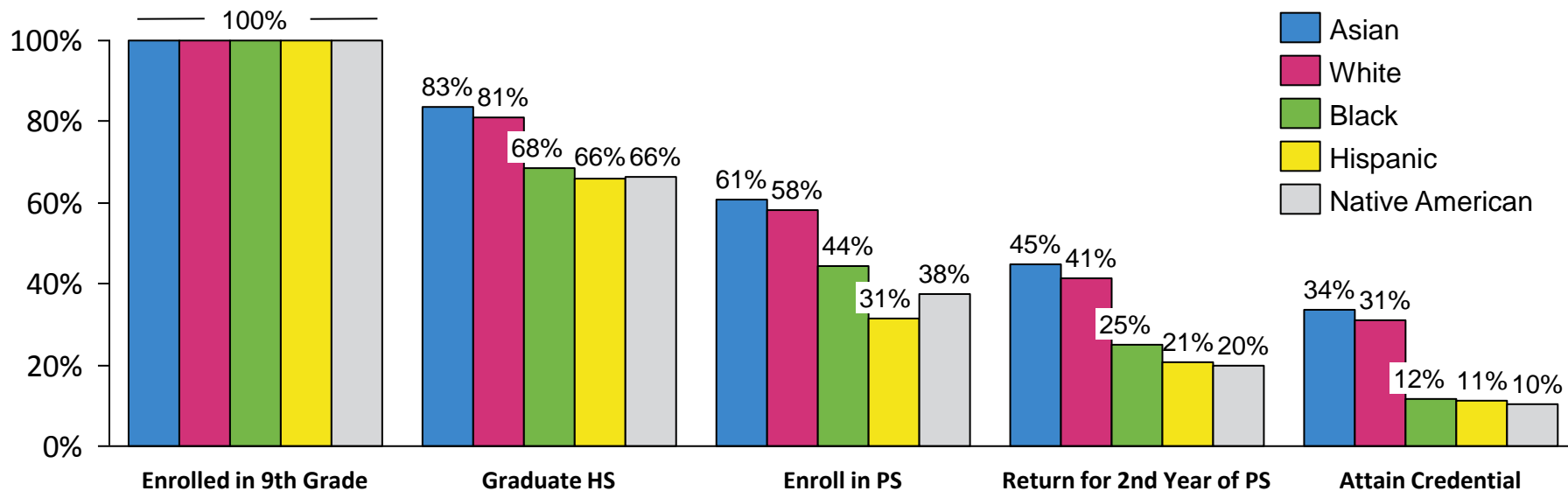


Source: Graduation data from OSPI for Class of 2008, college data from College Tracking Data Services (BERC Group) for Class of 2008



Postsecondary Attainment – Particularly Among Students of Color – is Shockingly Low

Student Progression, 9th Grade to College/Credential Completion



Total Students	1547	1291	944	695	522
	4846	3932	2819	2005	1497
	1214	831	538	303	141
	705	465	222	147	80
	136	90	51	27	14

Note: Data is for high school graduating class of 2004 in the Road Map region, including Auburn, Federal Way, Highline, Kent, Renton, Tukwila and South Seattle public schools. Seattle high schools include Cleveland, Franklin, Garfield, Rainier Beach, Sealth, and South Lake.

Source: OSPI The BERC Group, College Tracking Data Services



➤ Great Progress is Possible



United Way of King County

Parent Child Home Program



Martin Sortun Elementary

IBEST – Integrated Basic Education and Skills Training



Urban League Scholars
"Be the Change"


CCER

COMMUNITY CENTER for
EDUCATION RESULTS

Road Map for Education Results
www.ccedresults.org

Other communities are organizing for action too

- STRIVE – Cincinnati
- E3 Alliance – Austin
- Promise Neighborhood Harlem/National Replication
- Ready by 21
- City of Seattle – Youth and Families Initiative



How do we get there?--*Building the Road Map*

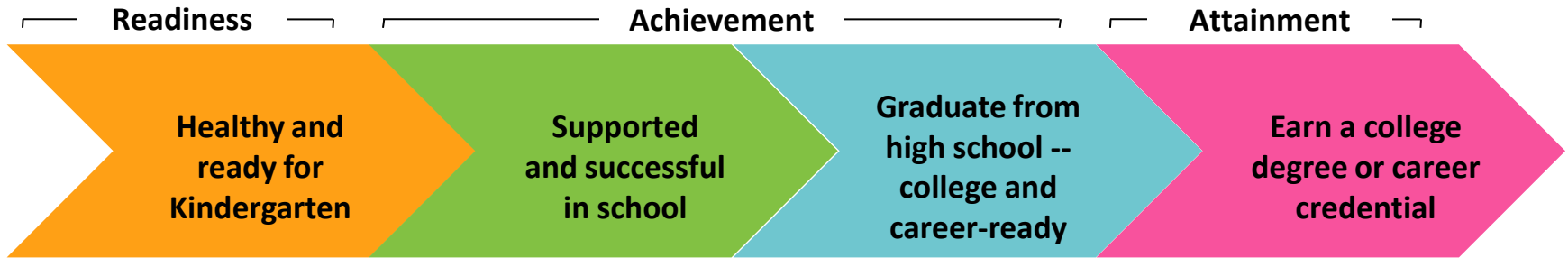


Pathway to success for our students, our community, and our economy.



The Road Map for Education Results

Our goal is to double the number of students in South King County and South Seattle who are on track to graduate from college or earn a career credential by 2020. We are committed to nothing less than closing the unacceptable achievement gaps for low income students and children of color, and increasing achievement for all students from cradle to college and career.



We will report on our progress using the following measures:¹

- | | | | |
|-----------------------------------------------------------------------------------------------------------------------------------------------------------------------------------------------------------------------------------------------------------------------------|-----------------------------------------------------------------------------------------------------------------------------------------------------------------------------------------------------------------------------------------------------------------------------------------------------------------------------------------------------------------------------------------------------------------------------------------------------------------------------------------------------------------------------------------|---------------------------------------------------------------------------------------------------------------------------------------------------------------------------------------------------------------------------------------------------------------------------------------------------------------------------------------------------------|--------------------------------------------------------------------------------------------------------------------------------------------------------------------------------------------------------------------------|
| <ul style="list-style-type: none"> • % children meeting kindergarten readiness standards² • % children accessing comprehensive medical and dental care • % eligible children enrolled in evidence-based early learning programs | <ul style="list-style-type: none"> • % students proficient in 3rd grade reading • % students proficient in 4th grade math • % 9th graders who pass end of course algebra exam • % students motivated and engaged to succeed in school³ • % students who are not triggering all three Early Warning indicators⁴ • % of parents who believe a college degree is important and actively support their child's education | <ul style="list-style-type: none"> • % students graduating high school meeting proposed Washington State graduation requirements⁵ • % students who take SAT/ACT and/or take a community college placement test in high school • % high school graduates who take developmental education courses in college | <ul style="list-style-type: none"> • % students who earn a post-secondary credential by age 26 • % students who enroll in postsecondary education • % students who persist year to year |
|-----------------------------------------------------------------------------------------------------------------------------------------------------------------------------------------------------------------------------------------------------------------------------|-----------------------------------------------------------------------------------------------------------------------------------------------------------------------------------------------------------------------------------------------------------------------------------------------------------------------------------------------------------------------------------------------------------------------------------------------------------------------------------------------------------------------------------------|---------------------------------------------------------------------------------------------------------------------------------------------------------------------------------------------------------------------------------------------------------------------------------------------------------------------------------------------------------|--------------------------------------------------------------------------------------------------------------------------------------------------------------------------------------------------------------------------|

¹We will also track a full range of indicators and wherever possible we will disaggregate by race, ethnicity and income. ²Measured by WaKIDS = Washington Kindergarten Inventory of Developing Skills; DIBELS = Dynamic Indicators of Basic Early Literacy. ³ Combination of data on internal motivation, engagement (behavior, emotional, cognitive), and academic grit from existing student climate surveys⁴ Triggering all three Early Warning Indicators would entail having ever had 5 absences in a school year, an F in a core course, and a suspension/expulsion. ⁵As per WA State Board of Education proposal.

Road Map Phase II – Organizing for Action

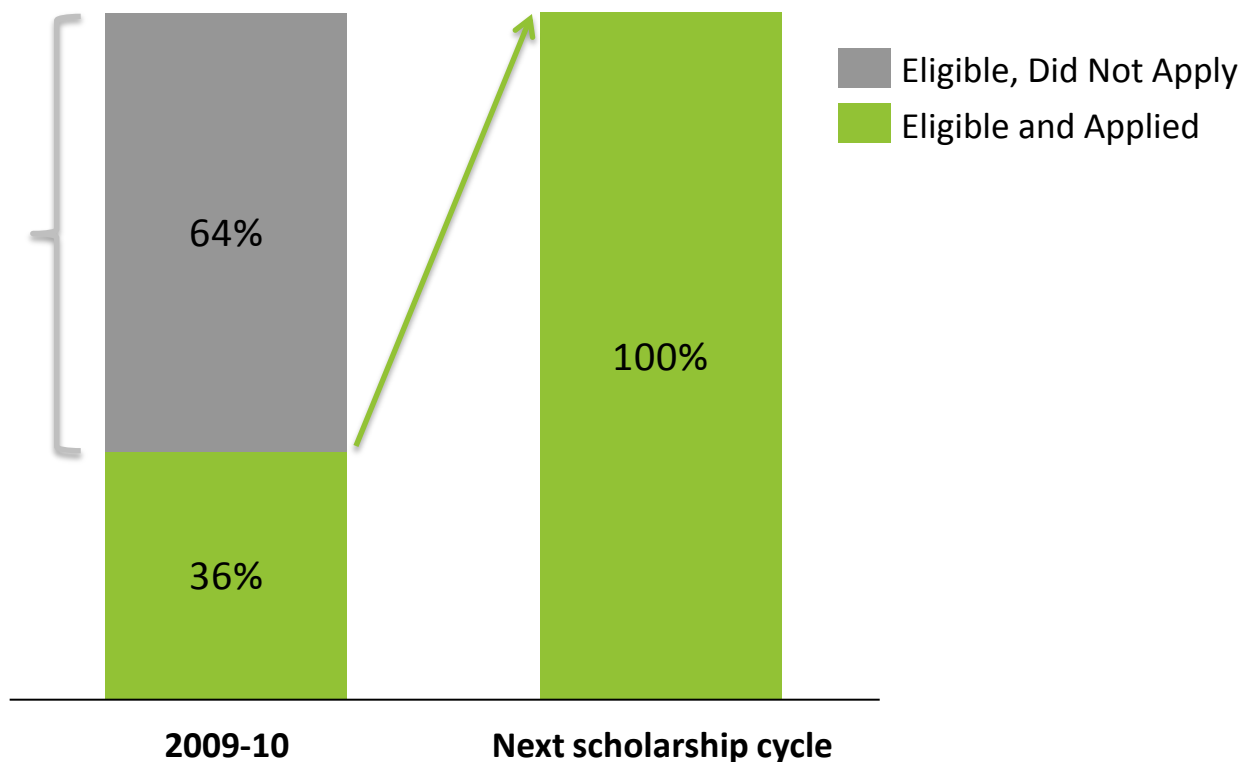


Phase II : Organizing for Action



The College Success Foundation is making a commitment to increase our region's College Bound scholarship participation with a goal to have 100% of eligible students apply for a scholarship in the next cycle

In 2009-2010, over **6,000 students (64%)** who were eligible for the College Bound scholarship **did not** apply



Source: Washington Higher Education Coordinating Board



Ways to get involved in Road Map for Education Results.

1. Join the Education Results Network –
www.ccedresults.org/getinvolved
2. Advocate for excellence in education
3. Donate funds to help advance the Road Map
<http://www.seattlefoundation.org/givingcenter/initiatives/pages/RoadMap.aspx>
4. Volunteer to help with the marketing and sign ups for the College Bound scholarship program

THANK YOU !

